

Course Brochure



CPD
CERTIFIED
The CPD Certification
Service

MASTERCLASS[©]

Fine Line Tattooing 1-2-1 class



Fine Line Tattooing

Online & Inperson





FAQS



Who should take this course?

People wanting to improve their fine line, black and grey tattooing. This course is for advanced students with machine experience.

How much does it cost?

£1500 for the qualification

Where will I tattoo?

The training day can be completed with libby in her studio in Shoreham-by-Sea, or libby can travel to you for an additional fee (you would need to provide your own student models)

How do I book this course?

Complete the application form at the bottom of this brochure. We will book you the in person course days to work towards, you pay the balance and then you are granted access via our online portal to begin your theory training.

Is this course official?

Yes, this course is accredited by CPD providing you with a qualification upon completion, though most tattoo training providers don't offer certification, we aim to go above and beyond, providing a strategic approach to tattoo education.

Are there any other costs?

You are required to purchase your own tattooing equipment most of which you will already have, you are provided a list of recommendations as part of the course materials.

Do I need to be good at art?

Yes, this helps massively, we all want different things from our tattoo career, some artists want to create very simple designs, some go more into illustrative pieces and some prefer to focus on a fine art style, where you take these techniques is up to you, libby will mentor you with whatever decision you choose.

HOW DOES IT WORK?

About this course

This course is **masterclass training** for tattoo artists who want to improve their black and grey fine line tattooing in Libby Wells' **signature style**.

This course is suitable for professional artists wanting to enhance their skills with a 1-2-1 training day. You will be expected to provide evidence of your premises documentation (licence, insurance and waste transfer note). You will need to provide examples of your previous work so that Libby can create personalised goals for your session.



**YOU WILL BE GRANTED 30 DAYS
PORTAL ACCESS, SO YOU CAN LEARN
AND PRACTICE LIBBY'S TECHNIQUES
BEFORE YOUR 1-2-1 SESSION**

The content of this course has been created piece by piece over several years by Libby Wells, she has deconstructed her techniques and reconstructed these into a **modular formula** to offer a uniquely strategic approach to learning how to create fine line tattoos.

Libby believes in a **holistic and comprehensive** approach to learning, reflected in the wide array of topics covered and depth of knowledge offered within this course.

WELCOME


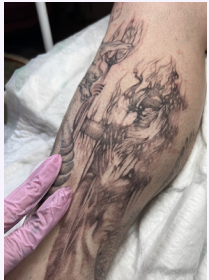


A bit about Libby Wells

"Hey I'm Libby Wells, (and Tulip my assistant) I've been tattooing for 10 years now. People often ask me when did I decide I wanted to be a tattoo artist; the truth is this passion started before my consciousness kicked in. According to my mother, I have always loved tattoos. I would stop and stare at people with artwork on their body when I was toddling about, as soon as I discovered felt pens I was colouring in anyone who would sit still long enough.

I've been drawing and painting for as long as I can remember and have enjoyed every second. Progression is important to me and these skills have such room for growth. Every day you improve and in every way there is more to learn, I have always had a huge amount of patience and that's really half the battle. Successful tattooing skills are learnt from good foundational teaching and then perfected with hours of practice.

"Tattooing people is one of my joys in life, I adore every minute of my work, I love to empower others with these skills offering you the opportunity to enjoy this journey too"



Tattooing Experience

As a practising artist, I have worked in Guildford, Lightwater, Richmond, Putney and Brighton before finally settling in Shoreham-by-Sea. From Ephemeral Studio, I offer the unique style of 'Fine Line & Fine Art' fusion tattooing, as well as Tiny Tattoos, Cosmetic Tattooing, Training courses, Oil Painting commissions and Consultancy support.

This course has been designed to share the fundamentals that made my success possible, sharing with you the secret tips and tricks I have learned over the years, offering a 'high end' quality result for artists and clients alike.

Two Part Process

Phase One – Theory study

You will be granted 30 days access to Libby's online portal, you can use this opportunity to work through the lessons and demos to ensure you are prepared for your 1-2-1 training day. Since there is such variation in training content, the membership access offers you the chance to brush up on your theory and practice Libby's techniques.

Phase Two – In-person masterclass

1-2-1 training masterclass is your chance to practice tattooing with Libby's help, you can use this opportunity however you prefer, often we use the morning to check equipment set up, drawing practice, check techniques on latex, then students will book in a client, or clients for us to work on together. Libby can complete a demo, talking you through the process, or you can tattoo with Libby shadowing to support you throughout the session. This training is provided in Libby's studio in Shoreham-by-Sea, or Libby can travel to your studio location uk (POA)



Requirements & Commitments

Entry Level for training

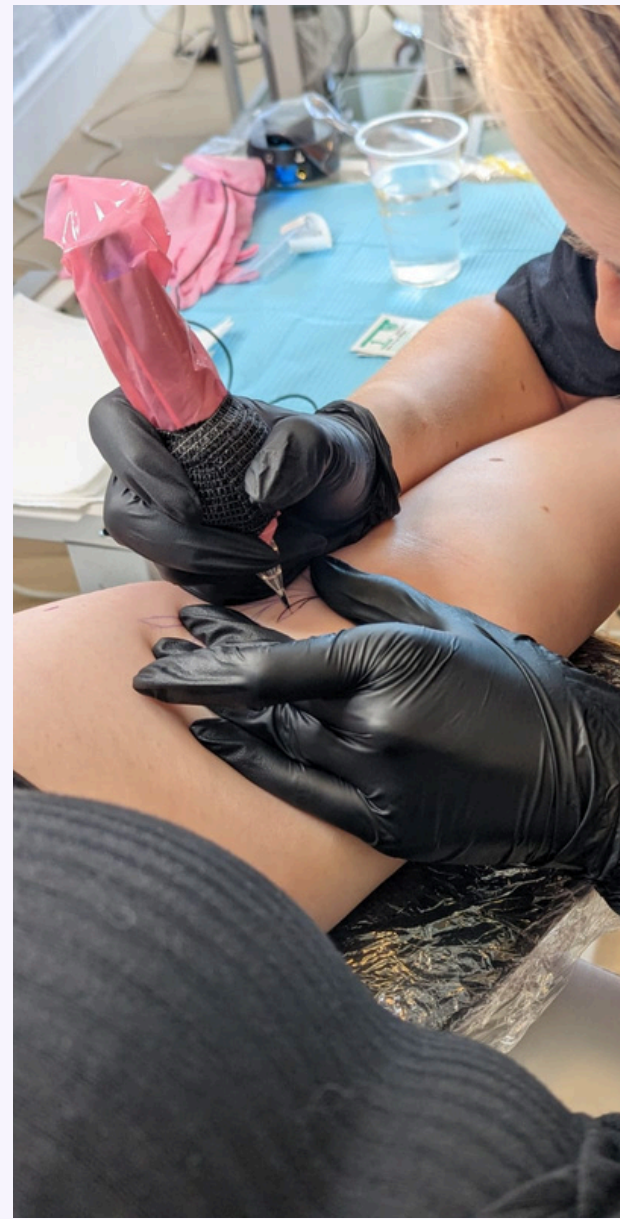
Entry level requirements for trainees -
Minimum 1 year machine experience, 10 x tattoos completed.

Student responsibilities

Students will be required to complete all online studies provided; all assignments need to be passed in order to proceed.

Students are required to provide all their usual tattoo equipment (tattoo machine, powerpack and needles they use), Libby also brings her equipment for you to try and compare.

Students will be required to attend the in-person masterclass with Libby Wells. If working from your studio, students will need to provide models for their training.



1-2-1 Masterclass

Phase One - Online Portal

Online portal access granted for 12 months.

Introduction

Shopping recommendations

Health and Safety

Tattoo equipment
 Stenciling equipment
 Hygiene
 Safeguarding
 COSHH
 Setting up the work station
 Breakdown the work station
 Waste removal

Tattoo Theory

What is tattooing?
 History of tattooing
 Fine Line Tattooing

Design

Art language
 Drawing
 Artist study
 Tattoo design
 Procreate
 Contouring
 Finding textures

Stenciling

Hand stenciling
 Digital stenciling

Skin

Skin Anatomy
 Skin healing
 Skin tones
 Difficult skin
 Split session work

Equipment

Needles
 Brand comparison
 Machines
 Ink ratios
 Wrapping your machine
 Positioning your client
 Printer

Techniques

Techniques we use
 Etching pt 1, 2 & 3
 Stippling pt 1, 2 & 3
 Creating depth
 Gradients
 Seamless transitions
 Stretching
 Value choice

Aftercare

Procedure
 Immediate results
 Complications

Personal Management

Performance appraisal
 Client profiling
 Shadow work
 Mental health

Troubleshooting

Troubleshooting - 5 point check
 Key Learning points

Demo Footage

Fine line Goldfinch

Learning style

Each module offers written content with visual aid and narrated presentations, accommodating all learning styles and individual constraints..

*Thank
You* 

I CANNOT WAIT TO HELP
YOU ON YOUR TATTOO
JOURNEY